

Soil-Net.com Design Concepts

Version 8.0



Contents

Character Designs	page 2, 3 and 4
Research Images	page 5
Flash Lesson Scenes	page 6
KS2 Design Ideas	page 7,8 and 9




fig. 1




fig. 2



fig. 3



fig. 4

Character Designs
Ant and Badger



fig. 1



fig. 2



fig. 3




fig. 4

Character Designs
Centipede and Ladybird




fig. 1




fig. 2



fig. 3



fig. 4

Character Designs
Mole and Snail.




fig. 1




fig. 2



fig. 3

Character Designs
Worm and group pose.



fig. 1



fig. 2



fig. 3



fig. 4



fig. 5



fig. 6



fig. 7

Character Research Images
The some of the source material for cross reference.




fig. 1




fig. 2

Flash Lesson Test
Classroom and rocket scene.




fig. 1



fig. 2




fig. 3

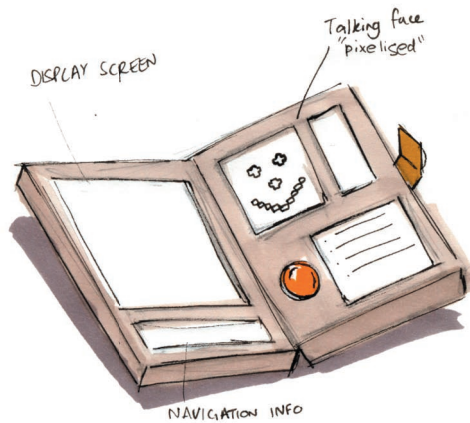


fig. 4



fig. 5

KS2 Designs
Palm-top encyclopedia and image of character Penny from childrens 80's cartoon *Inspector Gadget* with similar device.

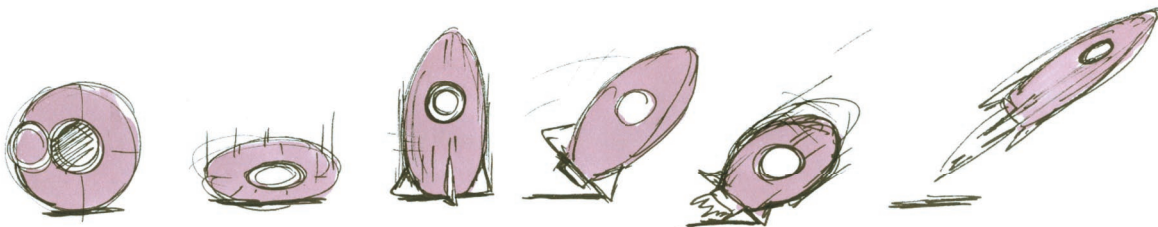


fig. 1




fig. 2

KS2 Designs
Soil-machine transformations.



fig. 1

KS2 Designs
Soil-machine homepage interface - travel to each lesson step by step.